



# BURTON BUZZ

This is the final Burton Buzz of 2023. The year has flown by and it hardly seems like five minutes since we were welcoming everyone back following last Christmas!

We have really got into the festive spirit since the last 'Buzz' with performances, our Christmas dinner and Christmas activities taking centre stage! Thank you to all of the parents and carers who were able to attend and support your children and the school it means a lot not just to the children but also the adults in school who have spent time supporting the children.

Finally, I would like to extend sincere thanks on behalf of all of the staff team for your continued support of the school. As I always say there is very little we cannot solve by working together and the staff team are always on hand to provide that support for children and families.

I look forward to seeing everyone again ready and raring to go on **Thursday 4th January 2024 at 8.35am** - blink and I am sure it will be here!

Wishing you all a safe, happy and Merry Christmas and a Happy New Year.

Graham Almond - Headteacher





## BURTON END CHRISTMAS CHOIR

On Monday 11th December the Burton End choir, led by Mr Austin-Guest (choir master and pianist) joined Castle Manor, Clements and Place Farm to sing at the combined carol service held at St Mary's Church. It was a lovely evening with our choir giving a magical performance of the song 'Stargazer'. It was brilliant!

## UNITY MUSIC FESTIVAL

On Friday 15th December, a group of Year 4 pupils represented the school at the CUSP Music Festival closing ceremony, held at Bury St Edmunds Cathedral. A range of different primary schools from across the trust met in the beautiful building to take part in a world-wide, live streamed singing spectacular. The children sang three songs: an African, traditional tune sung in a round; a song created for the festival itself called, 'Sing for Peace' and an angelic version of 'Walking in the Air' from The Snowman. The combination of voices sounded incredible as they echoed around the cathedral and all of the children had wonderful experience. What a way to get in to the festive spirit!



## NATIVITY WHOOPS-A-DAISY ANGEL



Is the delightful story of a disorganised but lovable angel, chosen to show the way to Bethlehem, enchanting and charming both children and adults along the way.

Well done to Isabella who was amazing as Whoopsadaisy Angel and to all the Reception and Explorers children for their beautiful performance and singing.

Another well done to all our Year 5 children for being excellent buddies for the performance.

Thanks too, to all the parents and carers for supporting the children with costumes and learning lines.

# BURTON END CAROLS



Beautiful singing from our **Key Stage 1** children and Explorers who not only sung their favourite Christmas songs 'It was on a starry night', 'We wish you a merry Christmas' and 'Jingle Bells' they also signed the songs too!

Thank you to all the parents and carers who came to support.

## CHRISTMAS JUMPER DAY


Some great Christmas outfits on display!



## EXPLORING THE ZONE

In what has now become tradition in Explorers, the children visited 'The Zone' soft play centre as a special Christmas treat.

As you can see the adults had as much fun as the children!



The rain held off yesterday for the **Key Stage 2** Carols on the playground. The children enjoyed being able to showcase their singing to all the parents and carers who came to watch. We were treated to renditions of many Christmas favourites. Well done children!

## CHRISTMAS DINNER

Who ate their sprouts?



## PREHISTORIC EXPERIENCE

Year 3 were visited by Prehistoric Experiences as part of their learning on The Stone Age. The children had a fantastic time immersing themselves in a range of outdoor activities; watching demonstrations, and eating fish cooked on the fire. A highlight was seeing the bones and tusks of a woolly mammoth!



# OUR MAKATON SIGNS OF THE WEEK



**angel**



Hands make slight flutter movements

Makaton sign for angel



Makaton symbol for angel



**Santa**



Stroke long beard

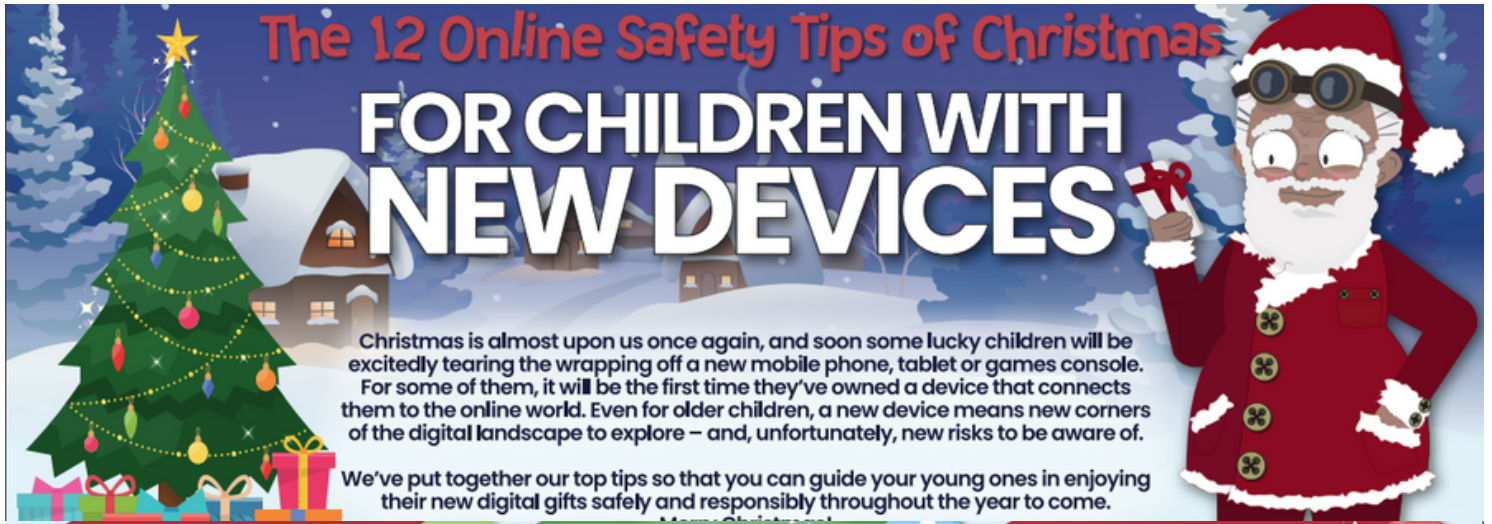
Makaton sign for Santa



Makaton symbol for Santa

## The 12 Online Safety Tips of Christmas

# FOR CHILDREN WITH NEW DEVICES



Christmas is almost upon us once again, and soon some lucky children will be excitedly tearing the wrapping off a new mobile phone, tablet or games console. For some of them, it will be the first time they've owned a device that connects them to the online world. Even for older children, a new device means new corners of the digital landscape to explore – and, unfortunately, new risks to be aware of.

We've put together our top tips so that you can guide your young ones in enjoying their new digital gifts safely and responsibly throughout the year to come.

### 1. ALWAYS SET A PASSWORD



If your child's new device has a password protection feature, use it! It'll help to keep their private information safe and will deny others access to their device without permission. Your children's passwords should be something memorable to them – but something which other people can't guess (it's also a good idea for parents to write it down in case it gets forgotten!).

### 2. SET UP 'PARENTAL CONTROLS'



This really is an essential when your child gets a new device, so they're protected from the outset. Most phones, tablets and consoles allow you to customise their settings to determine which games your child can play, how they can communicate (and who with), what content they can access and so on. It will give you peace of mind that they can't inadvertently do something they shouldn't.

### 3. PAY ATTENTION TO AGE RATINGS



One of the first things children want to do with any new device is play games and explore apps. Before they download anything or install a new console game, check its age rating. Many popular games and apps have content that's not suitable for younger ages. The safest long-term solution is to adjust the device's settings so they can only download and use games and apps appropriate for their age.

### 4. KEEP NUMBERS AND DEVICES PRIVATE



Make sure your child understands that they should never share their phone number with someone they don't know or accept a friend request from them. They should also appreciate that it's a good idea to mainly keep their device out of sight, never lend it to a stranger, and never put it down somewhere that other people could steal it or take it to use without asking.

### 5. HAVE 'THE MONEY CONVERSATION'



Before your children start using their new device in earnest, talk to them about in-app purchases and other ways that money might be spent through their device. Once they understand, you might want to agree on a spending limit and reassure them that they can come to you if they're uncertain, or if they have made a purchase by accident.

### 6. DISCOURAGE DEVICE DEPENDENCY



Of course, children who've just got a new device will naturally want to spend as much time on it as possible. But whether they're zapping bad guys, watching videos or connecting with friends, it's easy for them to get attached very quickly. Gently remind them that having family time, going outdoors and getting some exercise are still fun, too. And the device will be there when they get back.

### 7. EXPLAIN SECURE WIFI NETWORKS



Your home WiFi is protected by a password that only your family knows, whereas public networks (like those found in coffee shops, for example) can be accessed by anyone. It's important that your child grasps this difference because, if they're using a portable device on an unsecured network, then a hacker could access their personal information without them even knowing.

### 8. LIMIT SCREEN TIME



Using a device for too long, especially just before bed, can interfere with a child's sleep quality and reduce their concentration and overall enthusiasm. It might be helpful to agree on certain times of day when they don't use their device. Most devices' settings let you specify a screen-time limit, helping your child to stay fresh and focused in order to perform well at school.

### 9. ONLY PAIR WITH KNOWN BLUETOOTH DEVICES



Your child may want to connect to another device via Bluetooth, so they can listen to music wirelessly or share pictures and videos with nearby friends. But if they use Bluetooth to link with a device that they don't know, they're at risk of a stranger being able to see their personal information or having someone transmit a virus onto their device.

### 10. TURN LOCATION SETTINGS OFF



It's safest to disable the device's location services (if it's a portable device) so your child doesn't inadvertently make other people aware of where they are. You can usually do this via the device's privacy control settings. Turning location settings off not only means your child's whereabouts can't be tracked by others, it also significantly extends battery life.

### 11. STAY AWARE OF THE SURROUNDINGS



It's quite common to see adults not looking where they're going while engrossed in their phone. Children are even more easily distracted. In some cases, children have been hit by cars or cyclists because they were staring at their device and lost track of where they were. Remind your child that screens and walking don't mix. If they need to use their device, they should stop in a safe place first.

### 12. BE THERE IF THEY NEED TO TALK



Even when you've made a device as secure as you can, there's still a possibility of your child seeing something that bothers them, or someone they don't know attempting to contact them. If this happens, listen to their concerns, empathise and reassure them. Once they've explained what happened, you can decide if you should take further action like blocking or reporting another user.





# HOW WE COMMUNICATE AT BURTON END

**We know that clear, timely and accurate communication really helps everyone and we always strive for this. Our communication methods are detailed below. Please also remember that all members of the school community have the right to be treated in a polite and respectful manner.**



We use ParentMail to send out letters and updates including our fortnightly newsletter. These will go straight into your email inbox and you will be notified via the ParentMail app. If you are unsure there is a help page on the ParentMail website. We only use the messaging element of the app we do not use attendance or payment functions. You will still receive an email of the message even if you have the app too. The app just keeps all of the messages in one place.

Class Dojo is a school communication platform to share learning that has taken place in classrooms through photos, videos and messages. The school will invite you via email to join class Dojo and once accepted you will see whole school and year group specific updates.

There is a messaging facility in the app. Please remember during the school day teachers are teaching and do not have time to pick up messages (these should be directed to the School Office). Teachers are able to pick up messages and reply between the 'open hours' of 8am and 5pm but not during the school day when they are teaching.



**ClassDojo**

Snippets of information, celebrations and updates can be found here. If you have any urgent questions or messages, please do not message via social media as these may not be checked in time—please telephone the school office.



## BURTON BUZZ

This is our fortnightly newsletter which includes lots of information for parents and carers about what is happening in school and what is coming up in the future.

The diary dates section is regularly updated. By sending one newsletter out every other week it saves the need for us to be sending lots of letters out individually. We add to ClassDojo send out via ParentMail and display a copy on our noticeboard and on the website.

## COMMUNITY NOTICEBOARD

This is at the front of the school. Our term dates are always available on there. Posters and information about other events that are happening can be found here.